

# UrbanPlot

**Complete Garden Design  
Concepts**

**Client: T Anon  
Location: Morpeth**



## Garden Conditions

- **Garden direction:** West, South West facing
- **Sun levels:** The garden has full sun in afternoon and into evening
- **Soil:** unknown
- **Garden size:** 10.5 x 6.4 (w x d) at widest points
- **Other information:** One dog, so small grass area is needed

## Client Requirements

- **Primary garden uses:** Somewhere for dog, somewhere to dine, extension of living room
- **Style:** Straight lines with modern planting scheme
- **Colour palette:** Simple modern colour pallet, likes whites/silvers, yellows, dislikes blues & pinks. Open to input from designer
- **Care level:** low-maintenance
- **Existing plants to remain:** None

**Client:** T Anon  
**Location:** Morpeth

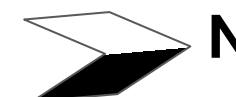
**Date:**  
Mar 2024

**Project ID:**  
UP61

**Page:**  
Project Overview

**Check all dimensions on site and prior to construction**

Please note this is not a construction drawing. Its purpose is to convey the new layout to the client. All information shown is to be checked on site for accuracy and fit and used in conjunction with a professional survey and any other associated drawings/documents. Feasibility of plant positions are subject to location of hidden or underground services. In the absence of further detailed plans or documents the constructor should finalise materials, levels, drainage and construction materials with the client.





# Design Concept One

## Into The Garden





**Client:** T Anon  
**Location:** Morpeth

**Date:**  
 Mar 2024

**Project ID:**  
 UP61

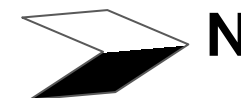
**Page:**  
 Design Concept One

**Check all dimensions on site and prior to construction**

Please note this is not a construction drawing. Its purpose is to convey the new layout to the client. All information shown is to be checked on site for accuracy and fit and used in conjunction with a professional survey and any other associated drawings/documents. Feasibility of plant positions are subject to location of hidden or underground services. In the absence of further detailed plans or documents the constructor should finalise materials, levels, drainage and construction materials with the client.



- This design looks to move the dining area deeper into garden making use of the whole space and creating different views of the garden
- Area for your dog near the kitchen door, which can be in grass or gravel is screened off from the dining area
- Small tree creates focal point when sitting in living room or on patio outside doors



N



**Client:** T Anon  
**Location:** Morpeth

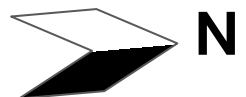
**Date:** Mar 2024  
**Project ID:** UP61

**Page:**  
Design Concept One

**Check all dimensions on site and prior to construction**  
Please note this is not a construction drawing. Its purpose is to convey the new layout to the client. All information shown is to be checked on site for accuracy and fit and used in conjunction with a professional survey and any other associated drawings/documents. Feasibility of plant positions are subject to location of hidden or underground services. In the absence of further detailed plans or documents the constructor should finalise materials, levels, drainage and construction materials with the client.



Please note: colours, plants and materials are illustrative only and don't accurately represent final designs





## Design Concept Two

### Changing The Angle





**Client:** T Anon  
**Location:** Morpeth

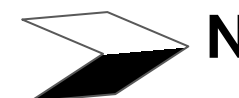
**Date:**  
Mar 2024

**Project ID:**  
UP61

**Page:**  
Design Concept Two

**Check all dimensions on site and prior to construction**

Please note this is not a construction drawing. Its purpose is to convey the new layout to the client. All information shown is to be checked on site for accuracy and fit and used in conjunction with a professional survey and any other associated drawings/documents. Feasibility of plant positions are subject to location of hidden or underground services. In the absence of further detailed plans or documents the constructor should finalise materials, levels, drainage and construction materials with the client.



- This design looks maintain many of the elements of Concept One, but change the angle of the garden to create a sense of space
- Kept some of the existing paving in place in order to keep costs down and demonstrate how this can compliment grey paving suggestions
- Trees will provide shading but option to add pergola to dining patio



**Client:** T Anon  
**Location:** Morpeth

**Date:**  
Mar 2024

**Project ID:**  
UP61

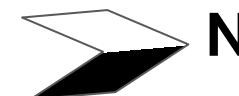
**Page:**  
Design Concept Two

**Check all dimensions on site and prior to construction**

Please note this is not a construction drawing. Its purpose is to convey the new layout to the client. All information shown is to be checked on site for accuracy and fit and used in conjunction with a professional survey and any other associated drawings/documents. Feasibility of plant positions are subject to location of hidden or underground services. In the absence of further detailed plans or documents the constructor should finalise materials, levels, drainage and construction materials with the client.



Please note: colours, plants and materials are illustrative only and don't accurately represent final designs





# Design Concept Three

## Budget Friendly





**Client:** T Anon  
**Location:** Morpeth

**Date:**  
 Mar 2024

**Project ID:**  
 UP61

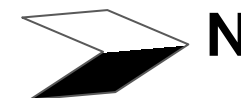
**Page:**  
 Design Concept Three

**Check all dimensions on site and prior to construction**

Please note this is not a construction drawing. Its purpose is to convey the new layout to the client. All information shown is to be checked on site for accuracy and fit and used in conjunction with a professional survey and any other associated drawings/documents. Feasibility of plant positions are subject to location of hidden or underground services. In the absence of further detailed plans or documents the constructor should finalise materials, levels, drainage and construction materials with the client.



- Make existing paving outside house deeper to provide ample space for furniture. Is it possible to get more of these pavers? If not then would suggest using the ones up the side of the house to make the patio deeper and buying a cheap paver to run up the side of house
- Bench seat at back of garden provides alternative view of garden under shade of tree





**Client:** T Anon  
**Location:** Morpeth

**Date:**  
Mar 2024

**Project ID:**  
UP61

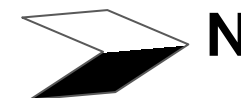
**Page:**  
Design Concept Three

**Check all dimensions on site and prior to construction**

Please note this is not a construction drawing. Its purpose is to convey the new layout to the client. All information shown is to be checked on site for accuracy and fit and used in conjunction with a professional survey and any other associated drawings/documents. Feasibility of plant positions are subject to location of hidden or underground services. In the absence of further detailed plans or documents the constructor should finalise materials, levels, drainage and construction materials with the client.



Please note: colours, plants and materials are illustrative only and don't accurately represent final designs






# Planting & Materials







UrbanPlot

[urbanplot.co.uk](http://urbanplot.co.uk)  
hello@urbanplot.co.uk

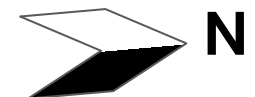
**Client:** T Anon  
**Location:** Morpeth

**Date:** Mar 2024  
**Project ID:** UP61

**Page:**  
Planting Palette Ideas

**Check all dimensions on site and prior to construction**

Please note this is not a construction drawing. Its purpose is to convey the new layout to the client. All information shown is to be checked on site for accuracy and fit and used in conjunction with a professional survey and any other associated drawings/documents. Feasibility of plant positions are subject to location of hidden or underground services. In the absence of further detailed plans or documents the constructor should finalise materials, levels, drainage and construction materials with the client.





## Planting

- Introduce 2 trees. 1 medium and 1 small with blossom. Provide some shade, screening and intimacy. Small tree provides a focal point looking out from living room in all three designs and helps balance the garden. Trees are shown at mature height which can take 15-20 years to reach
- Greens and silvers from grass with pops of white and yellow flowers and shrubs with soft contrast orange to provide interest to catch the eye
- Interest with modern simple colour scheme will come from leaf textures, shapes and sizes and shades in the greens
- Feature Hydrangea Limelight (see top right image on previous page) provide balance and structure to borders
- Focus on low maintenance and long flowering to create year round interest without too much effort

## Materials

- Suggest new two tone grey paving paving to contrast with the house brick and compliment the doors, but existing pavers near house can be kept for path outside kitchen doors and around the side of the house to keep cost down (specifics to be provided with final design)

UrbanPlot

urbanplot.co.uk  
hello@urbanplot.co.uk

Client: T Anon

Location: Morpeth

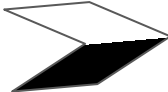
Date:  
Mar 2024

Project ID:  
UP61

Page:  
Planting & Materials

Check all dimensions on site and prior to construction

Please note this is not a construction drawing. Its purpose is to convey the new layout to the client. All information shown is to be checked on site for accuracy and fit and used in conjunction with a professional survey and any other associated drawings/documents. Feasibility of plant positions are subject to location of hidden or underground services. In the absence of further detailed plans or documents the constructor should finalise materials, levels, drainage and construction materials with the client.

 N



# Questions & Next Steps



## Next Steps

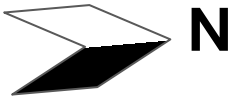
1. Please review and provide your preference for the design concept direction.
2. For the chose concept please provide any comments you have for tweaks or adjustments. This can simply be dropped into a short email.
3. Once we reviewed and clarified any points we will then deliver the final plan including detailed layouts with measurements, material recommendations, finishing details, planting plans and plant list with quantities. We usually look to provide this within 3 days of receiving final comments from you.

**Client:** T Anon  
**Location:** Morpeth

<b>Date:</b> Mar 2024	<b>Project ID:</b> UP61
--------------------------	----------------------------

**Page:**  
Next Steps

**Check all dimensions on site and prior to construction**  
Please note this is not a construction drawing. Its purpose is to convey the new layout to the client. All information shown is to be checked on site for accuracy and fit and used in conjunction with a professional survey and any other associated drawings/documents. Feasibility of plant positions are subject to location of hidden or underground services. In the absence of further detailed plans or documents the constructor should finalise materials, levels, drainage and construction materials with the client.





Thank you. Please let us  
know if you have any  
further questions

Nick, Design Project Manager  
[hello@urbanplot.co.uk](mailto:hello@urbanplot.co.uk)

